

A.L.I.C.E.

ASSET LIMITED, INCOME CONSTRAINED, EMPLOYED

ALICE lives in every town and in each of our parishes – working as childcare providers, aides for the elderly, cashiers, waiters and so much more. ALICE provides essential services that keep our economy moving, often without adequate healthcare or childcare support.

ALICE households earn above the Federal Poverty Level, but cannot afford the basic cost of living in their parish. ALICE households do not qualify for public assistance or other programs that households living in poverty receive, despite their struggling to make ends meet.

ALICE households have no savings to fall back on and often are one emergency away from falling into poverty.



Southwest Louisiana

Able to save money for emergencies and afford monthly expenses

THRIVING

ALICE THRESHOLD

ALICE lives in a gray area, struggling to pay for basic necessities and without a safety net.

The ALICE THRESHOLD is the minimum average income that a household needs to afford housing, childcare, food, transportation, healthcare and a smartphone. This amount varies by parish and household type.

A household that is ALICE or living in poverty is considered BELOW ALICE THRESHOLD.

To calculate the ALICE Threshold for your household type or download the entire report, visit UNITEDWAYSWLA.ORG/ALICE

ALICE

POVERTY

Able to apply for public assistance and help from nonprofits



United Way of Southwest Louisiana's Build Back the Block put a new roof over ALICE families still waiting to recover from hurricanes.

ALLEN PARISH

Number of Households: 7,687 (-3% change from 2019)

Median Household Income: \$47,660

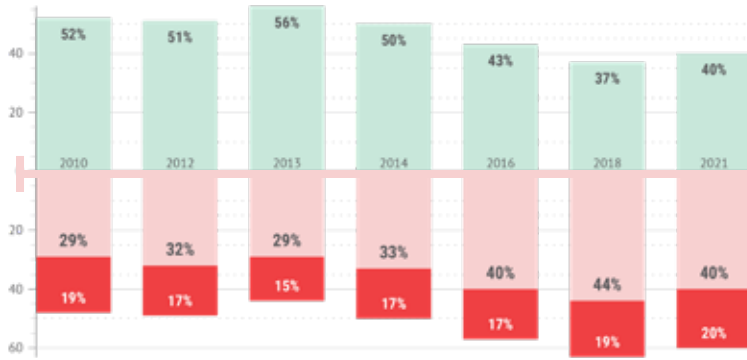
HOUSEHOLD SURVIVAL BUDGET SINGLE FAMILY OF 4

Monthly Total \$2,027 \$5,230

ANNUAL TOTAL \$24,324 \$62,760

Hourly Wage \$12.16 \$31.38

↳ working full time to afford just the Household Survival Budget



BEAUREGARD PARISH

Number of Households: 13,352 (-1% change from 2019)

Median Household Income: \$57,130

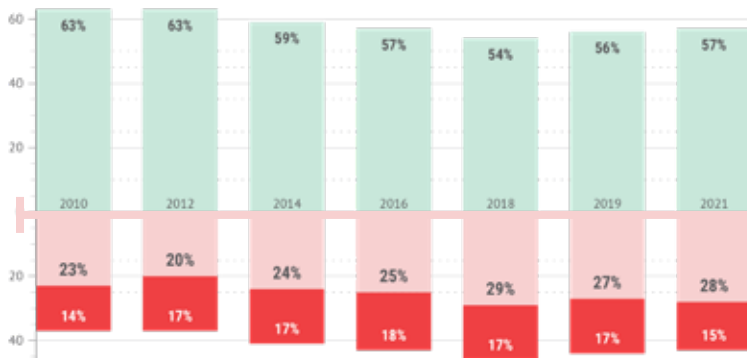
HOUSEHOLD SURVIVAL BUDGET SINGLE FAMILY OF 4

Monthly Total \$2,132 \$5,241

ANNUAL TOTAL \$25,584 \$62,892

Hourly Wage \$12.79 \$31.45

↳ working full time to afford just the Household Survival Budget



CALCASIEU PARISH

Number of Households: 71,511 (-7% change from 2019)

Median Household Income: \$58,020

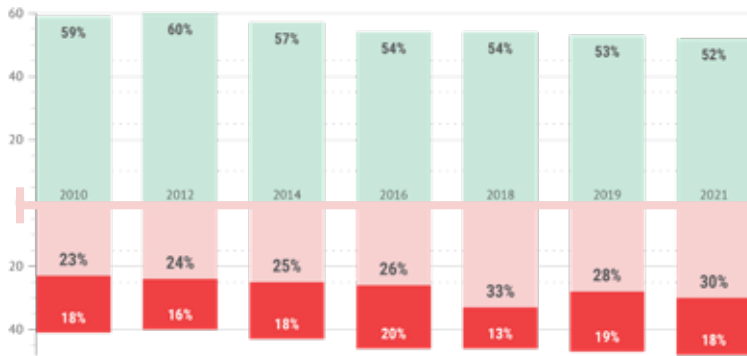
HOUSEHOLD SURVIVAL BUDGET SINGLE FAMILY OF 4

Monthly Total \$2,171 \$5,436

ANNUAL TOTAL \$26,052 \$65,232

Hourly Wage \$13.03 \$32.62

↳ working full time to afford just the Household Survival Budget



CAMERON PARISH

Number of Households: 2,216 (-19% change from 2019)

Median Household Income: \$64,525

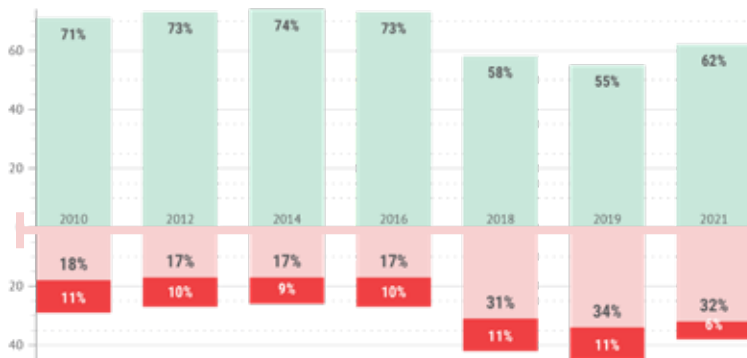
HOUSEHOLD SURVIVAL BUDGET SINGLE FAMILY OF 4

Monthly Total \$2,171 \$5,436

ANNUAL TOTAL \$26,052 \$65,232

Hourly Wage \$13.03 \$32.62

↳ working full time to afford just the Household Survival Budget



JEFF DAVIS PARISH

Number of Households: 11,351 (-3% change from 2019)

Median Household Income: \$45,578

HOUSEHOLD SURVIVAL BUDGET SINGLE FAMILY OF 4

Monthly Total \$2,138 \$5,260

ANNUAL TOTAL \$25,656 \$63,120

Hourly Wage \$12.83 \$31.56

↳ working full time to afford just the Household Survival Budget

